




3'w x 10'h - Roto Top Flag Curved Bottom

Instructions

1. Place design within black outline
2. Keep all important details (logos, text, etc.) within the white box/blue dashed lines
3. Zoom in 1000% and check your design for pixelation
4. Hide or delete Guide & Instructions layers

 **Graphic Safe Zone**
Keep all important details within this border

 **Finished viewable area/size**

 **Zoom to 1000%** to view resolution at full-size

